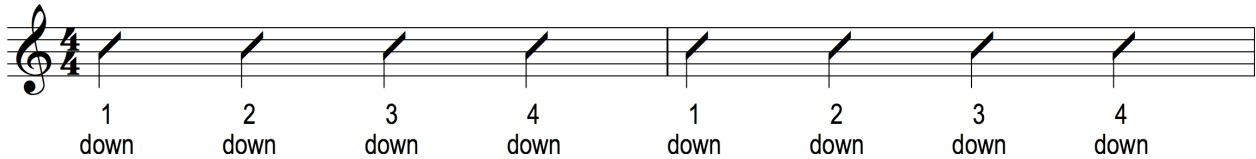


Strumming Pattern Master List


Here are all of the strumming patterns you learn in this entire course. Print this out so you can refer back to it throughout. The last page contains all five rhythm exercises practiced in this course.

Strumming Pattern #1 (Lesson #4)




Musical notation for Strumming Pattern #1 in 4/4 time. The notation consists of two measures. The first measure contains four downstrokes, and the second measure contains four downstrokes. Below the notes are the following labels: 1 down, 2 down, 3 down, 4 down, 1 down, 2 down, 3 down, 4 down.

Strumming Pattern #2 (Lesson #5)




Musical notation for Strumming Pattern #2 in 4/4 time. The notation consists of two measures. The first measure contains four pairs of notes, each pair consisting of a downstroke followed by an upstroke. The second measure contains four pairs of notes, each pair consisting of a downstroke followed by an upstroke. Below the notes are the following labels: 1 and d u, 2 and d u, 3 and d u, 4 and d u, 1 and d u, 2 and d u, 3 and d u, 4 and d u.

Strumming Pattern #3 (Lesson #7)



Musical notation for Strumming Pattern #3 in 4/4 time. The notation consists of two measures. The first measure contains four pairs of notes, each pair consisting of a downstroke followed by an upstroke. The second measure contains four pairs of notes, each pair consisting of a downstroke followed by an upstroke. Below the notes are the following labels: 1 and d u, 2 and d, 3 and d u, 4 and d, 1 and d u, 2 and d, 3 and d u, 4 and d.


Strumming Pattern #4 (Lesson #8)



Musical notation for Strumming Pattern #4 in 4/4 time. The notation consists of two measures. The first measure contains four pairs of notes, each pair consisting of a downstroke followed by an upstroke. The second measure contains four pairs of notes, each pair consisting of a downstroke followed by an upstroke. Below the notes are the following labels: 1 d, 2 d and u, 3 d, 4 d and u, 1 d, 2 d and u, 3 d, 4 d and u.

Strumming Pattern Master List


Strumming Pattern #5 (Lesson #9)



Musical notation for Strumming Pattern #5 in 4/4 time. The notation consists of two measures. The first measure contains four quarter notes, and the second measure contains four quarter notes. Each note is accompanied by a downward-pointing slash indicating a strum. The notes are grouped into pairs with 'and' between them.

1 2 and 3 and 4 and 1 2 and 3 and 4 and
d d u d u d u d d u d u d u


Strumming Pattern #6 (Lesson #10)



Musical notation for Strumming Pattern #6 in 4/4 time. The notation consists of two measures. The first measure contains four quarter notes, and the second measure contains four quarter notes. Each note is accompanied by a downward-pointing slash indicating a strum. The notes are grouped into pairs with 'and' between them. A slur is placed over the second and third notes of each measure.

1 2 and 3 and 4 and 1 2 and 3 and 4 and
d d u d u d u d d u d u d u


Strumming Pattern #7 (Lesson #11)



Musical notation for Strumming Pattern #7 in 4/4 time. The notation consists of two measures. The first measure contains four quarter notes, and the second measure contains four quarter notes. Each note is accompanied by a downward-pointing slash indicating a strum. The notes are grouped into pairs with 'and' between them. A slur is placed over the first and second notes of each measure.

1 2 and 3 and 4 and 1 2 and 3 and 4 and
d d u d u d u d d u d u d u

Strumming Pattern #8 (Lesson #13)



Musical notation for Strumming Pattern #8 in 4/4 time. The notation consists of two measures. The first measure contains four quarter notes, and the second measure contains four quarter notes. Each note is accompanied by a downward-pointing slash indicating a strum. The notes are grouped into pairs with 'and' between them.

1 and 2 and 3 and 4 and 1 and 2 and 3 and 4 and
d d d d d d d d d d d d d d

Strumming Pattern Master List

Strumming Pattern #9 (Lesson #15)

1 2 and 3 4 and 1 2 and 3 4 and
d d u d d u d d u d d u

Strumming Pattern #10 (Lesson #16)

1 2 and 3 and 4 and 1 and 2 and 3 and 4 and
d d u d u d u d u d u d u

Strumming Pattern #11 (Lesson #18)


1 and 2 and 3 and 4 and 1 and 2 and 3 and 4 and
d u d u d u d u d u d u d u

Bonus Strumming Pattern #1

1 2 3 and 1 2 3 and
d d d u d d d u

Strumming Pattern Master List


Rhythm Exercise #2 (Lesson #14)



1 and 2 and 3 and 4 ee and uh
d u d u d u d u d u

Detailed description: This musical exercise is written on a single staff in 4/4 time. It consists of four measures. Measure 1 has a quarter note 'd' followed by a quarter rest and a quarter note 'u'. Measure 2 has a quarter note 'd', a quarter rest, and a quarter note 'u'. Measure 3 has a quarter note 'd', a quarter rest, and a quarter note 'u'. Measure 4 has a quarter note 'd', a quarter note 'ee', a quarter note 'and', and a quarter note 'uh'. The staff is marked with a treble clef and a 4/4 time signature.


Rhythm Exercise #3 (Lesson #17)



1 and 2 ee and uh 3 and 4
d u d u d u d u d

Detailed description: This musical exercise is written on a single staff in 4/4 time. It consists of four measures. Measure 1 has a quarter note 'd' followed by a quarter rest and a quarter note 'u'. Measure 2 has a quarter note 'd', a quarter note 'ee', a quarter note 'and', and a quarter note 'uh'. Measure 3 has a quarter note 'd', a quarter rest, and a quarter note 'u'. Measure 4 has a quarter note 'd', a quarter rest, and a quarter note 'u'. The staff is marked with a treble clef and a 4/4 time signature.


Rhythm Exercise #4 (Lesson #20)



1 2 ee and uh 3 and 4 ee and uh
d d u d u d u d u d u

Detailed description: This musical exercise is written on a single staff in 4/4 time. It consists of four measures. Measure 1 has a quarter note 'd'. Measure 2 has a quarter note 'd', a quarter note 'ee', a quarter note 'and', and a quarter note 'uh'. Measure 3 has a quarter note 'd', a quarter rest, and a quarter note 'u'. Measure 4 has a quarter note 'd', a quarter note 'ee', a quarter note 'and', and a quarter note 'uh'. The staff is marked with a treble clef and a 4/4 time signature.

Rhythm Exercise #5 (Lesson #22)



1 and 2 ee and uh 3 and 4 ee and uh
d u d u d u d u d u

Detailed description: This musical exercise is written on a single staff in 4/4 time. It consists of four measures. Measure 1 has a quarter note 'd' followed by a quarter rest and a quarter note 'u'. Measure 2 has a quarter note 'd', a quarter note 'ee', a quarter note 'and', and a quarter note 'uh'. Measure 3 has a quarter note 'd', a quarter rest, and a quarter note 'u'. Measure 4 has a quarter note 'd', a quarter note 'ee', a quarter note 'and', and a quarter note 'uh'. The staff is marked with a treble clef and a 4/4 time signature.